



2022 Workshop Series

- Welcome! Thank you for joining us. The workshop will begin shortly.
- Please check that you are on mute and your video is off.
- Workshop resources (slides, questions, etc.) will be distributed after the workshop.

2022 Workshop #4

Networking: Cultivate Your Connections

Emi Yano, Training & Projects Officer, VPRI

May 10, 2022, 10:00-11:00am

Land Acknowledgement

"I (we) wish to acknowledge this land on which the University of Toronto operates. For thousands of years it has been the traditional land of the Huron-Wendat, the Seneca, and the Mississaugas of the Credit. Today, this meeting place is still the home to many Indigenous people from across Turtle Island and we are grateful to have the opportunity to work on this land."

Access Check

- Access is a shared responsibility between everyone in this workshop.
- If there is anything (presenter screen, sound, general tech issues) that may affect your participation in this session, please use the Zoom chat to send a private chat message to **Caleb Wellum**

AGENDA

1. Networking Framework
2. Preparation Time
3. Networking Round 1 (2 questions)
4. Networking Round 2 (2 questions)
5. Voting
6. Wrap-Up

Code of Conduct

- Give everyone a turn to speak and share
- Listen well
- Respect confidentiality
- Speak with the intent to support
- Create a safe space to share ideas and construct knowledge

Knowledge Board Demo



Knowledge Board

- Anyone can add ideas, upvote, or comment
- Anonymous
- Ideas will be reviewed, edited before distribution

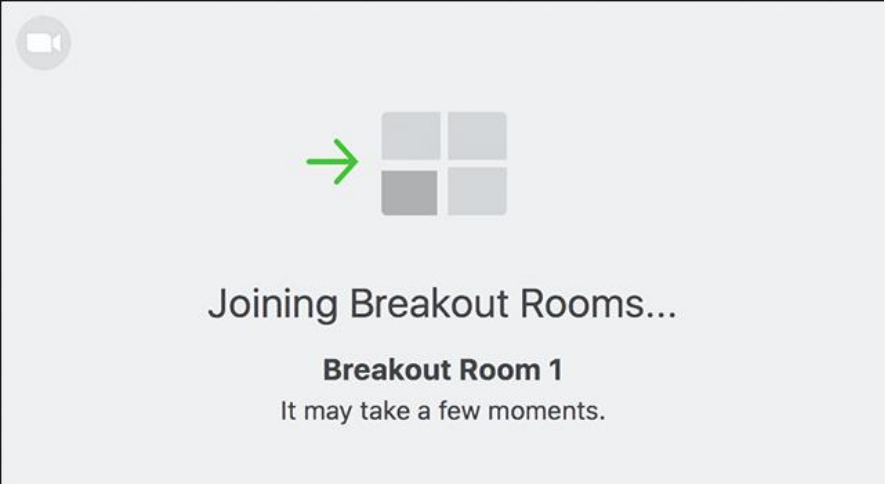


Preparation Time



- 5 minutes
- Independent work
- Use the handout

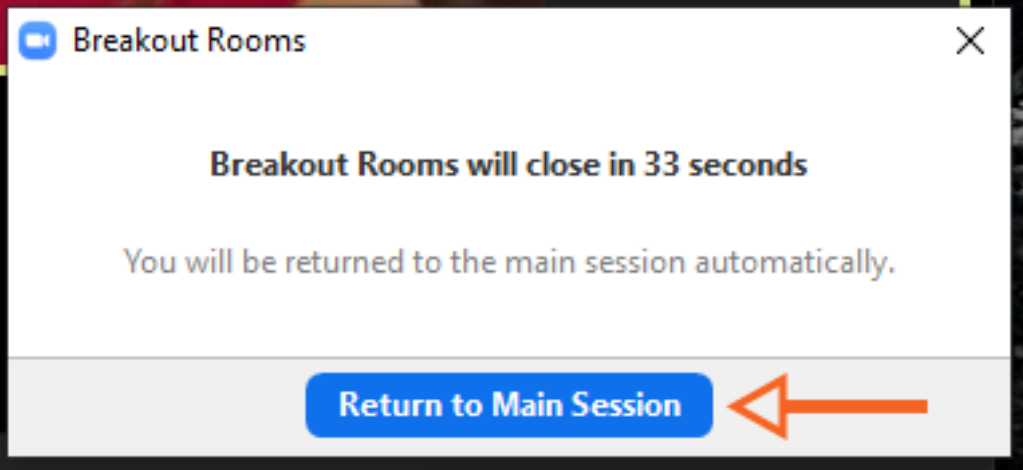
Breakout Rooms



Joining Breakout Rooms...

Breakout Room 1
It may take a few moments.

The screen shows a green arrow pointing to a 2x2 grid icon, indicating the transition to breakout rooms.



Breakout Rooms will close in 33 seconds

You will be returned to the main session automatically.

[Return to Main Session](#)

The warning box has a blue header, a white body with a grey border, and a blue button with a white arrow pointing left.



Unmute Start Video Security Participants 1 Chat

The toolbar is a dark horizontal bar with icons for Unmute, Start Video, Security, Participants (showing 1), and Chat. The Unmute, Start Video, and Chat buttons are circled in red.


Get ready to network!

- Breakout room = Two to three other colleagues.
- In the breakout: Unmute yourself, turn on your video
- Follow the prompts shown on your screen
- Take time to record great tips/ideas to the 'Knowledge Board'

Round 1: Introduction & Icebreaker

Share your:

1. Name & Division/Faculty
2. How many years you have worked in research administration
3. Your remote office can be located in any of the places shown on the right. Which location would you choose?



Round 1: Discussion Question

When you first started administering research, what tool or advice do you wish someone had shared with you?

(Or, what tool or advice would you share with someone first starting out in research administration?)




Transition

- Knowledge Board – Record an idea, vote, or give a comment!
- Get ready for the Networking Round 2!

Round 2: Introduction & Icebreaker

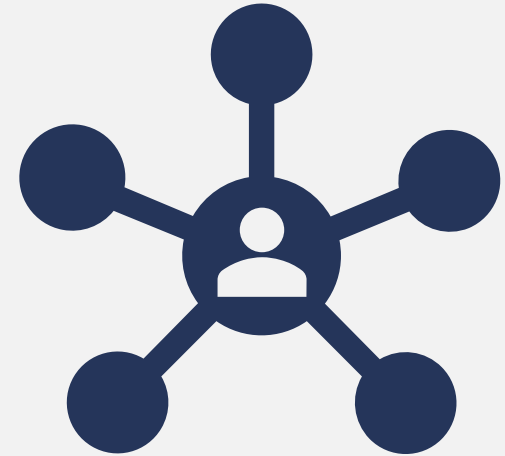
Share your:

1. Name & Division/Faculty
2. How many years you have worked in research administration
3. You can bring back any of the past fashion trends on the right. Which one would you pick?



Round 2: Discussion Question

What is something you do that helps you maintain positive relationships and information flow with your researchers?



Networking Wrap-Up

- Knowledge Board – Record an idea, vote, or give a comment!

Upcoming Workshops

**My Research Funds: A Full Makeover
for MROL and FReD**

May 26, 10:00 – 11:00 am

Internal Audit

June 15, 10:00 - 11:00 am

Feedback, please!



Thank you!